

## Q. What is preflighting?

When you upload your PDF to Immediate Media Co it is automatically checked for compliance with **Pass4Press** specifications. This is known as a preflight check. For guidance on how to correctly prepare documents please visit [www.ppa.co.uk/resources/guides-and-standards/production/pass4press/](http://www.ppa.co.uk/resources/guides-and-standards/production/pass4press/)

## Q. What happens if my file fails?

PDF report detailing the errors is generated and emailed to you. To view the report you will need Adobe Reader, which can be downloaded at <http://get.adobe.com/uk/reader/>

## Q. What's in the report?

The report provides a visual representation of your ad annotated with a list of the error(s) detected by the preflight check.

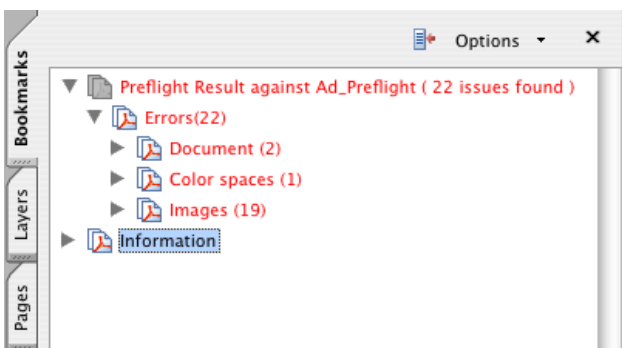
## Q. How do I view the errors?

Open the PDF report in Adobe Reader. Errors are listed in red to the left under the Bookmarks tab. The following table details the error categories along with their pass and fail criteria:

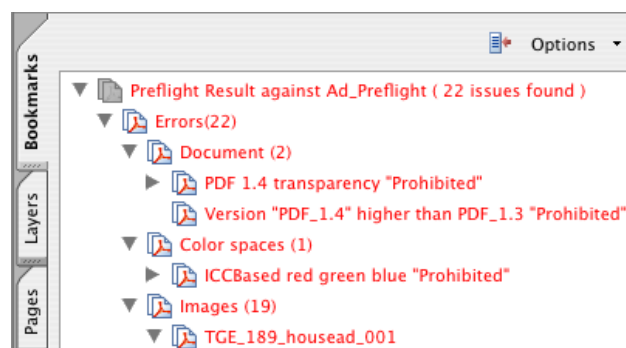
Category	Pass	Fail
Colours	CMYK	RGB, Spot, LAB
Images	CMYK, > 200dpi	RGB, Spot, LAB, < 200dpi
Fonts	Embedded	Non Embedded
Pages	= 1	> 1
Document	PDF version = 1.3	PDF version < or > 1.3

By expanding the list next to each category by clicking on the arrow, you can view further information on the nature of the error.

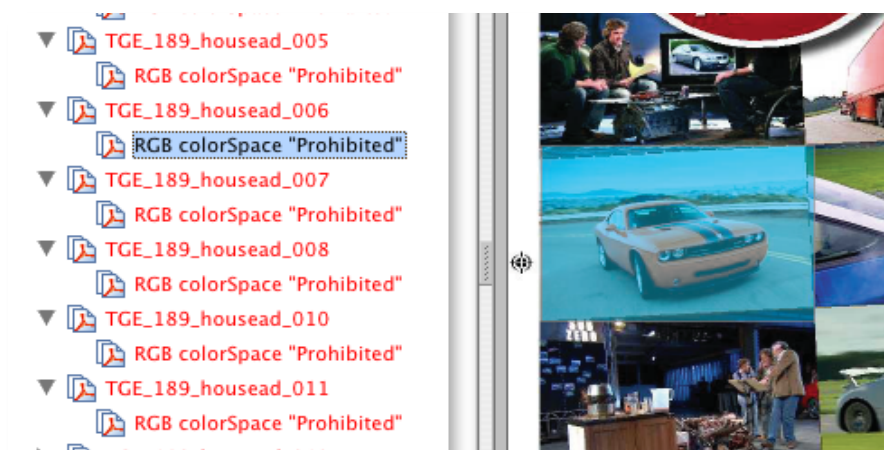
Error list



Expanded list



Clicking on a particular element in the expanded list will highlight the element in question in the preview area



**You will need to fix any errors in your source document before re-submitting your PDF. If you require further assistance, please call the Immediate Media Co contact detailed in the magazine specifications.**